

Hello parents,


Some of you have reached out, or had your students talk to me, because you can't log into ClassLink or Google Classroom at home. This is due to a security measure put into place by ClassLink, so the trick is to first log into the Chrome browser. Below are the steps to set this up. Once this is setup, you won't have to verify your student again.

**1. Make sure you are using the Google Chrome browser.**

- a. If you just installed it, it will ask you to create an account, or log into your existing account. At this point, log into your **child's school account**. Make sure to include the whole long address, including @christtheteacher.org.

Sign in & turn on sync ^


To turn on sync, you must have a [Google Account](#).

1. On your computer, open Chrome.
2. At the top right, click Profile .
3. Sign in to your [Google Account](#).
4. If you want to sync your info across all your devices, click **Turn on sync** > **Turn on**.

**Tip:** If you want to sync more than one account or share your computer with others, [learn how to add a profile in Chrome](#).

- b. If you already use Chrome on your home computer, you are probably synced to your own gmail account. Add your child's profile, and click to sync it.


**Add a new profile**

1. On your computer, open Chrome.
2. At the top right, click Profile .
3. Click **Add**.
4. If you choose to Sync to your Google Account, your profile name will automatically be your Account name.
5. Choose a name, photo and color scheme.

If you choose to turn sync on in Chrome with a Google Account for the new profile, your bookmarks, history, passwords and other settings will sync automatically.

**Using a Chromebook?** You can share your Chromebook with other people by [adding them to your Chromebook](#).

**Switch to another profile**

1. On your computer, open Chrome.
2. At the top right, click Profile .
3. Choose the profile you want to switch to.

2. Now you can easily access Google Classroom or ClassLink without being asked for verification.

ClassLink: <https://launchpad.classlink.com/ctcs>